

η_c analysis for Central Tracking selection

D. Melnychuk, SINS Warsaw

25.08.2011

Kinematics of the reaction

Relevance for CT study: reaction is a decay of ground state of charmonium η_c with charged tracks in the whole acceptance range of CT in wide range of momenta. Reconstruction of η_c via narrow ϕ resonances provide good perspectives for background suppression.

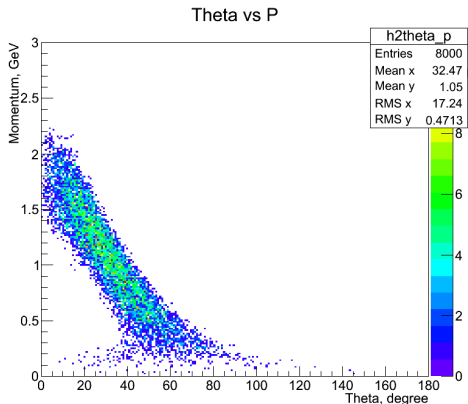
$$p\bar{p} \rightarrow \eta_c \rightarrow \phi\phi \rightarrow K^+K^-K^+K^-,$$

$$BR(\eta_c \rightarrow \phi\phi) = 2.7 \cdot 10^{-3}$$

$$BR(\phi \rightarrow K^+K^-) = 48.9\%$$

$$E_{CM} = 2980 \text{ MeV},$$

$$p_z = 3677 \text{ MeV}$$



- Event generation is performed with EvtGen event generator using SVV_HELAMP decay model
- Monte Carlo simulation, digitization and reconstruction is performed within pandaroot framework
- PID is based on MonteCarlo Truth information
- 100000 events were produced on the grid with STT and TPC (no event mixing)

Figures of merit

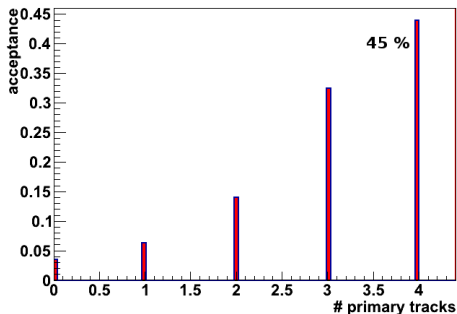
- Efficiency of η_c reconstruction
- Resolution of the reconstructed invariant mass for both η_c and ϕ .

- Analysis is performed with rho package
- No background suppression is studied
- Charged candidates with opposite charge are combined to ϕ candidate with ϕ mass preselection $1.02 \pm 0.1 \text{ GeV}$
- Vertex fit is performed and best η_c candidate in each event is selected by minimal χ^2 .
- Events with ϕ candidate within mass window:
 $1.00 \text{ GeV} < m(K + K^-) < 1.04 \text{ GeV}$ are selected
- η_c is considered as reconstructed if it falls into mass window $[2.90; 3.06] \text{ GeV}$

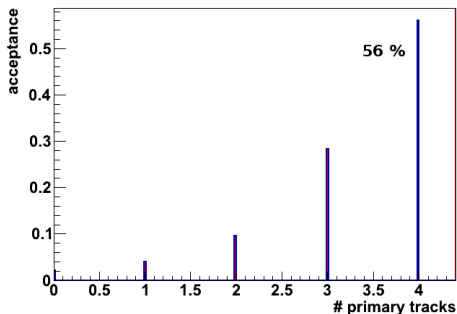
Geometrical acceptance

Estimation is done based on Monte Carlo simulation. Track is considered to be within acceptance of detector if it creates at least one Monte Carlo hit.

STT

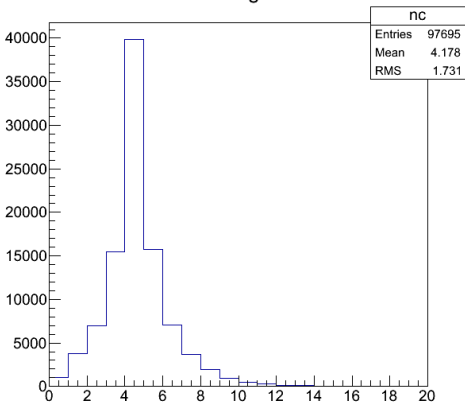


TPC



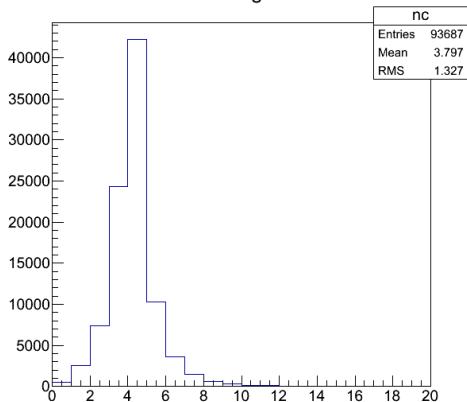
Number of reconstructed charged tracks

STT
n charged



72% ≥ 4 tracks

TPC
n charged

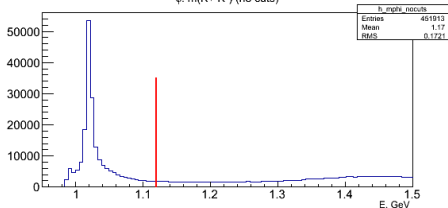


63% ≥ 4 tracks

Invariant mass (Preselection on ϕ mass in a wide window)

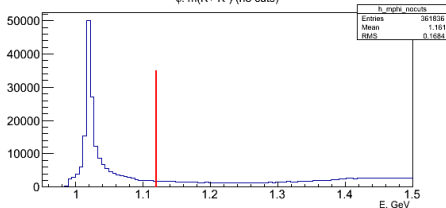
STT

$\phi: m(K^+ K^-)$ (no cuts)

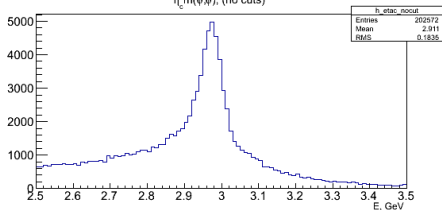


TPC

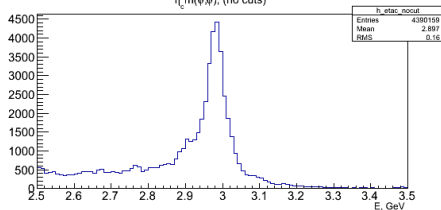
$\phi: m(K^+ K^-)$ (no cuts)



$\eta_c m(\phi\phi)$ (no cuts)



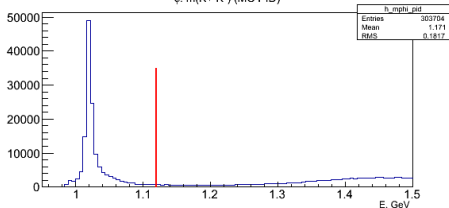
$\eta_c m(\phi\phi)$ (no cuts)



Monte Carlo based PID

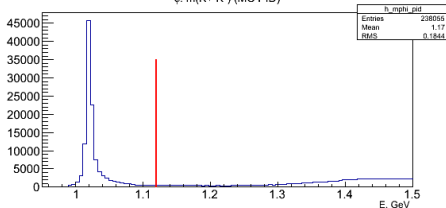
STT

ϕ : m(K+ K-) (MC PID)

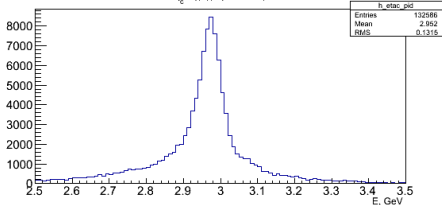


TPC

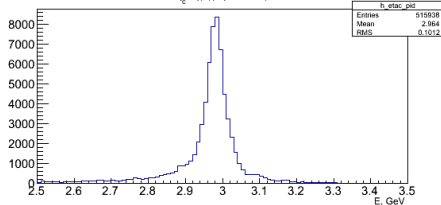
ϕ : m(K+ K-) (MC PID)



η_c m(ϕ , ϕ), (MC PID)



η_c m(ϕ , ϕ), (MC PID)

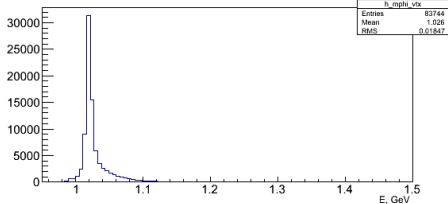


Combinatorial background is significantly reduced for both cases

Best candidate from vertex fit

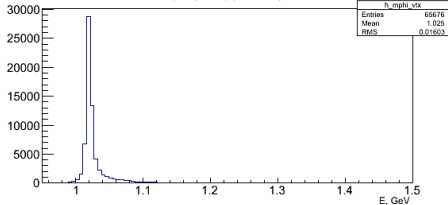
STT

ϕ : $m(K^+ K^-)$ (Vertex fit)

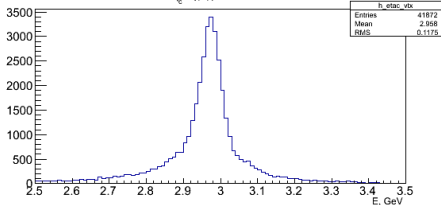


TPC

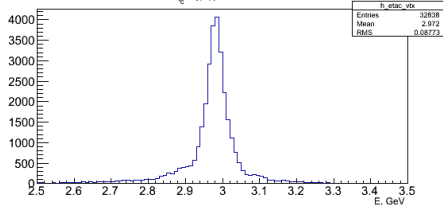
ϕ : $m(K^+ K^-)$ (Vertex fit)



η_c $m(\phi, \phi)$, Vertex fit



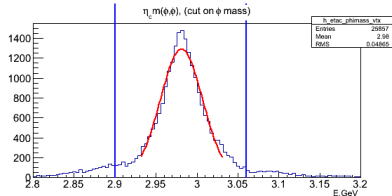
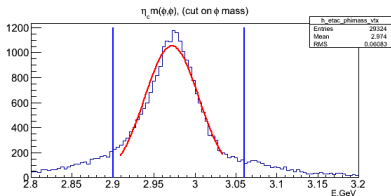
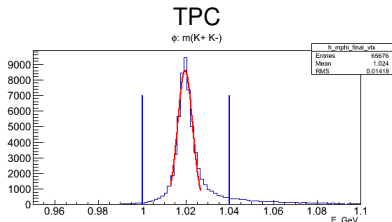
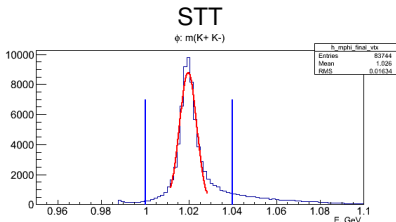
η_c $m(\phi, \phi)$, Vertex fit



Two step peak fit:

- First fit with a gaus and extraction of μ, σ
- Second fit with a gaus in the range $[\mu-1.6*\sigma, \mu+1.6*\sigma]$ to extract peak width σ_2

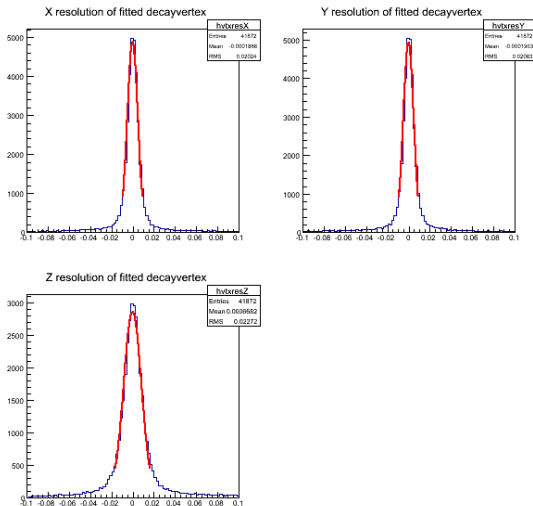
Cut on invariant mass



- $\sigma(\phi) = 3.92 \pm 0.02$ MeV
- $\sigma(\eta_c) = 33.1 \pm 0.2$ MeV
- $\varepsilon_{\#} = 22.8 \pm 0.2\%$ or $50.7 \pm 0.3\%$ within detector acceptance

- $\sigma(\phi) = 3.36 \pm 0.02$ MeV
- $\sigma(\eta_c) = 25.8 \pm 0.1$ MeV
- $\varepsilon_{\#} = 23.8 \pm 0.2\%$ or $42.5 \pm 0.3\%$ within detector acceptance

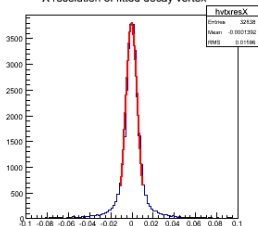
Vertex resolution (STT)



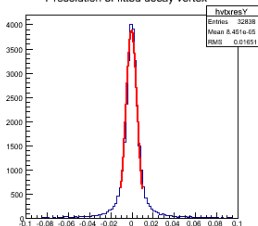
$$\sigma_x = 50.4\mu m, \sigma_y = 49.4\mu m, \sigma_z = 84.5\mu m$$

Vertex resolution (TPC)

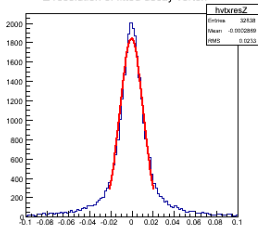
X resolution of fitted decay vertex



Y resolution of fitted decay vertex



Z resolution of fitted decay vertex



$$\sigma_x = 54.8\mu m, \sigma_y = 52.6\mu m, \sigma_z = 108.2\mu m$$

- Global reconstruction efficiency is comparable for both options and is slightly higher for TPC - $23.8 \pm 0.2\%$ vs $22.8 \pm 0.2\%$ for STT.
- Resolution of reconstructed η_c state and intermediate ϕ meson is better for TPC detector 25.8 ± 0.1 MeV (TPC) vs 33.1 ± 0.2 MeV (STT) for η_c and 3.36 ± 0.02 MeV (TPC) vs 3.92 ± 0.02 MeV (STT) for ϕ .